



Product Comparison




VS.






	Truck Component/Area	
<ul style="list-style-type: none"> • 12" Formed Channel, Continuous welded boxed rear section • Pre-drilled for options • Optional "step-tank" 	Frame/Chassis	<ul style="list-style-type: none"> • 14" Formed C-Channel, Bolted Modular Design • Pre-drilled and powder coated • 50-gallon "step-tank" mounted on driver side
<ul style="list-style-type: none"> • 10L/9R, Semi-elliptical springs with heavy duty shackles 	Front Suspension	<ul style="list-style-type: none"> • Parabolic 3-leaf Spring • Lube Free, Shackle Free
<ul style="list-style-type: none"> • 5" cylinders • Spherical bushings on top cylinder 	Fifth Wheel Cylinders	<ul style="list-style-type: none"> • 4" Quick Lift cylinders <ul style="list-style-type: none"> ○ 4-6 second faster lift times at mid-RPM range • Spherical bushings, top/bottom
<ul style="list-style-type: none"> • Optional 	Fifth Wheel Cylinder Mount	<ul style="list-style-type: none"> • Standard lower cylinder support
<ul style="list-style-type: none"> • Fluid checks under the engine hood on top of the deck • Electrical center under steering wheel, access through side door 	Routine Maintenance Checks	<ul style="list-style-type: none"> • All routine maintenance checks can be done from ground level • Cab electrical center under YMS plate on dash; easy access
<ul style="list-style-type: none"> • Full-width steel panel, secured with 17 screws 	Front Access Panel	<ul style="list-style-type: none"> • Lightweight, full-width composite panel, remove with only 8 screws
<ul style="list-style-type: none"> • Complete steel cab with aluminum sliding door • ROPS certified cab not available. • Rear door opening 19.38" wide 	Cab Exterior	<ul style="list-style-type: none"> • Steel cab structure with aluminum sliding door and composite roof cap, engine hood and front panel. • Standard cab ROPS certified • Rear door opening 23" wide

Product Comparison




 vs.
 



	Truck Component/Area	
<ul style="list-style-type: none"> • Optional cab headliner and floor insulation • Heater/defroster with one fan and flexible air ducts • Individual gauges/indicators • Optional mounting plate • Cup holder not available 	Cab Interior	<ul style="list-style-type: none"> • Standard cab headliner and floor insulation for noise and temperature control • High air flow heater/defroster with two fans and high-efficiency molded air ducts • Improved driver environment <ul style="list-style-type: none"> ○ Additional 156 in² floor space ○ Additional 2.75" behind driver seat • Visibility increased by 20% • Digitally driven instrument cluster • Mounting plate and power connection points for Yard Management System • Cup holder
<ul style="list-style-type: none"> • Dual access not available on DOT/EPA models 	Accessibility	<ul style="list-style-type: none"> • Dual access available on ALL models *Dual 50-gallon step tanks available
<ul style="list-style-type: none"> • 1 year, 3,000 hours 	Warranty	<ul style="list-style-type: none"> • 2 years, 6,000 hours

For more information contact your Kalmar Ottawa Dealer.



REVOLUTIONARY. AGAIN.